



## Add the shortcut to your Android home screen



Not all Android phones have an inbuilt **QR code reader**. You may have to download a free one from the Google PlayStore.

**NEW EMPLOYEES:** Your EmployeeOnline account will not be created until after your onboarding is finalised.

When your EmployeeOnline account has been created you will receive an email with your login instructions.




### Chrome browser instructions (refer next page for Samsung browser)

1 Use the direct link: <https://hhac.allocate-cloud.com.au/EmployeeOnlineHealth/HHACLIVE/Login>

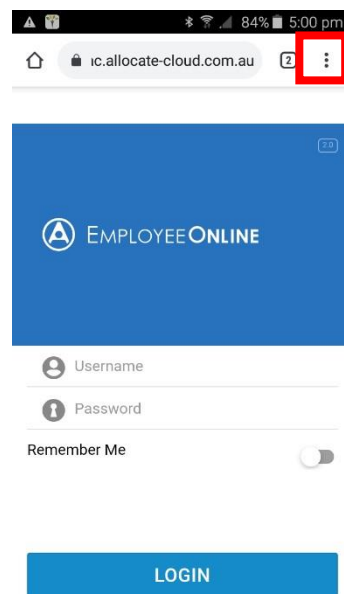
OR

Or scan the QR code with your smart device:



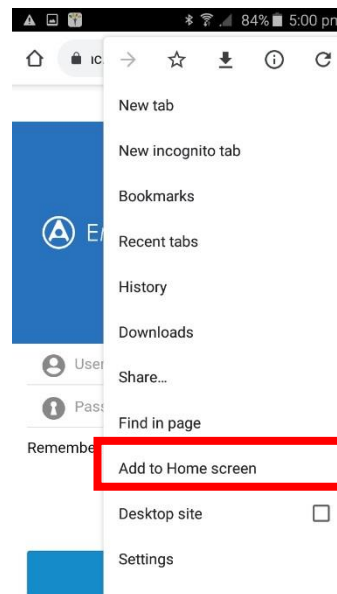
2

Select the 3 dots at the top right



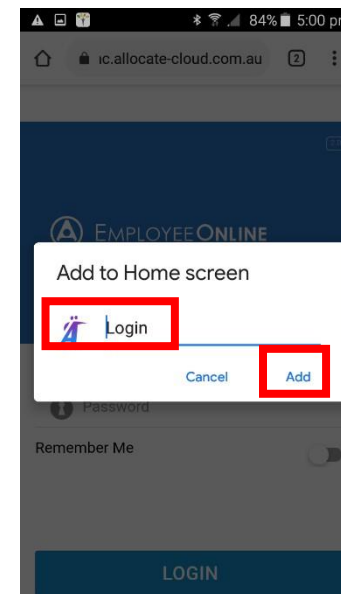
3

Select the option Add to Home screen



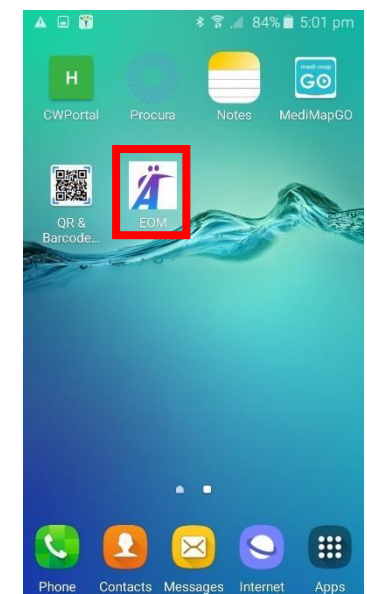
4

Change the name if desired and select the Add button as shown




5

Select the shortcut to login



## Add the shortcut to your Android home screen (continued)


 Not all Android phones have an inbuilt QR code reader. You may have to download a free one from the Google PlayStore.

### Samsung browser instructions

1 Use the direct link: <https://hhac.allocate-cloud.com.au/EmployeeOnlineHealth/HHACLIVE/Login>

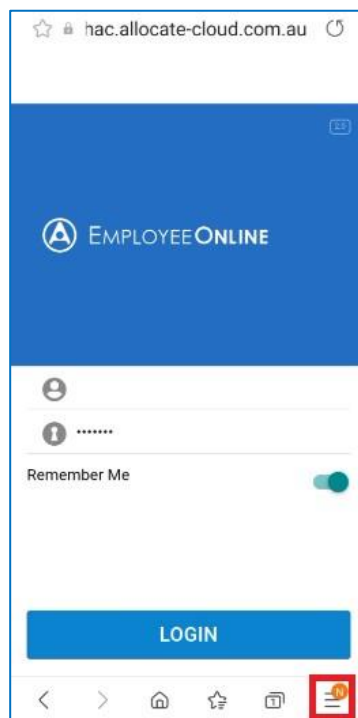
OR

Scan the QR code with your smart device:



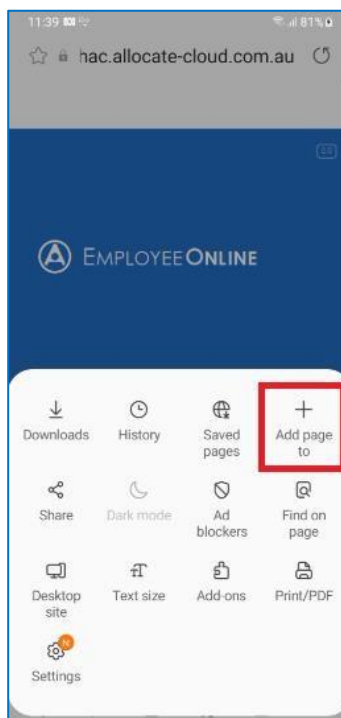
2

Tap the 3-lines icon at the bottom right of the screen



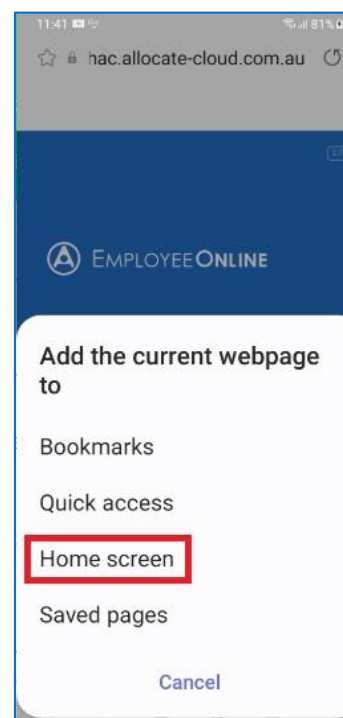
3

Select **+ Add page to**



4

Select **Home screen**



5

Tap **Add**  
Select the shortcut to login

